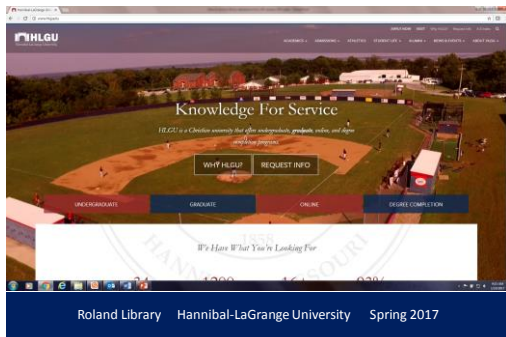
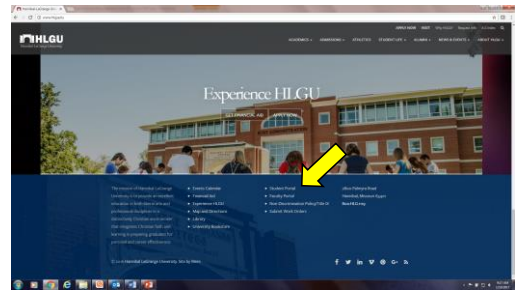


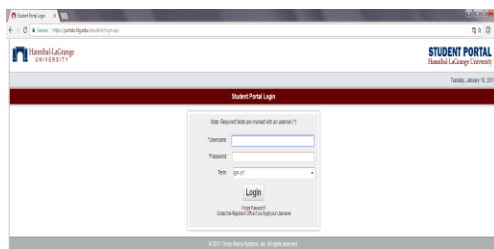
To access library databases from off campus,
go to www.hlg.edu



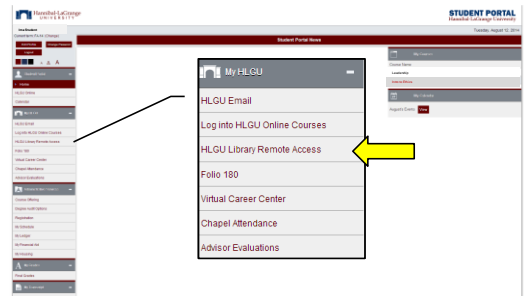
Scroll down to the bottom,
and login to your Student Portal



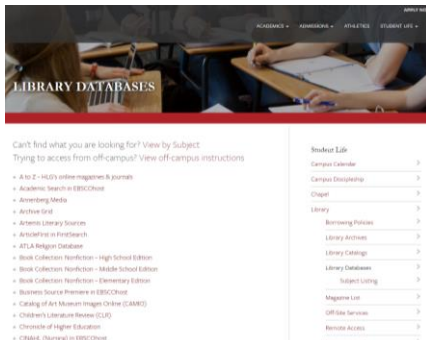
Enter your username (student ID #)
and student portal password. Then click login.



Click on HLGU Library Remote Login



It will take you to the library databases.
You may select from any on the list.



If you have trouble logging in,

- You may contact Roland Library at
 - 573-629-3132
 - library@hlg.edu
- You may reset your portal password
 - from the login screen
 - Or you may contact the registrar's office at
 - 573-629-3046
 - registrar@hlg.edu

Side note: When navigating the HLGU website, the library is found under student life.